















Moist Clay

ALL COLORS ARE CLOSE REPRESENTATIONS

EARTHENWARE Low Fire Clays Firing range Cone 06-04 Denotes Clays Manufactured by Mile Hi Ceramics	Oxidation Color	Reduction Color
 Red Rock Red <i>CWREDR</i> Cone 06-04 Cone 04-06 A smooth terra cotta earthenware that is excellent for coil, slab, or throwing. Texture-Smooth, Shrinkage-8%	 Terra Cotta	Not Recommended
 Red Rock Red Grog <i>CWREDRG</i> Cone 06-04 Cone 04-06 Same as Red Rock Red but with 30 mesh grog added to permit larger projects, excellent for Sculptors Texture- Coarse, Shrinkage-8%	 Terra Cotta	Not Recommended
EM 210 White <i>WC210 v</i> Cone 04-06 All Purpose low fire white clay Texture-Smooth	White	Not Recommended
 Willow <i>CWWILL</i> Cone 06-04 Cone 04-06 Formulated to be very compatible with all commercial low fire color companies without crazing. It is very plastic, smooth, and bright white. Texture-Smooth, Shrinkage-9%	 White	Not Recommended
 Willow Grog <i>CWWILLG</i> Cone 06-04 Cone 04-06 Same as Willow but with grog added, for large items and tiles. Texture-Slightly coarse, Shrinkage-9%	 White	Not Recommended
EARTHENWARE Low Fire Clays Firing range Cone 06-02 Denotes Clays Manufactured by Mile Hi Ceramics	Oxidation Color	Reduction Color
 CT-3 <i>CWCT3</i> Cone 06-02 Cone 06-2 Our most popular low fire white earthenware. CT-3 is a smooth, strong, very plastic, white earthenware clay body that is excellent for school use, especially elementary age. It is also used for taxidermy clay Texture-Smooth, Shrinkage-9%	 White	Not Recommended
 CT-3 Grog <i>CWCT3G</i> Cone 06-02 Cone 06-2 Our most popular low fire white earthenware with Grog. CT-3 is a slightly sandy, strong, plastic, white earthenware clay body that is excellent for school use, especially elementary age. CT3 grog is ideal for larger sculpture and tiles. Texture-Slightly Coarse, Shrinkage-9%	 White	Not Recommended
 CT3 – P'Clay <i>CWCT3PC</i> Cone 06-02 Cone 06-2 Extend your working time by allowing your P'Clay pieces to dry, then re-wet and work again. Stronger greenware allows for large pieces & a lighter weight after firing. Take CT3 P'Clay beyond normal limits. Texture-Smooth, Shrinkage-9%	 White	Not Recommended

Pricing for EARTHENWARE - Low Fire Clay

Name	Cat Ref	25 lb	50 lb	100 lb	500 lb	1000 lb	2000 lb
Red Rock Smooth	<i>CWREDR</i>	14.00	23.30	40.00	186.00	311.00	560.00
Red Rock Grog	<i>CWREDRG</i>	12.50	20.85	35.70	166.50	278.00	500.00
EM 210 White	<i>WC210</i>	14.70	24.50	42.00	195.50	326.00	588.00
Willow	<i>CWWILL</i>	11.50	19.15	32.80	153.00	255.00	460.00
Willow Grog	<i>CWWILLG</i>	10.50	17.50	30.00	139.50	233.00	420.00
CT3	<i>CWCT3</i>	10.75	17.90	30.70	143.00	239.00	430.00
CT-3 Grog	<i>CWCT3G</i>	10.75	17.90	30.70	143.00	239.00	430.00
CT-3 P'Clay	<i>CWCT3PC</i>	14.45	24.05	41.30	192.00	321.00	578.00

Clays may be combined for quantity pricing
Shrinkage & Absorption rates may vary











Moist Clay

ALL COLORS ARE CLOSE REPRESENTATIONS

Pricing for STONEWARE - Medium Fire Clays - Firing range Cone 5-7							
Name	Cat Ref	25 lb	50 lb	100 lb	500 lb	1000 lb	2000 lb
Ash	<i>CWASH</i>	17.65	29.40	50.40	234.50	392.00	706.00
Chestnut	<i>CWCHES</i>	11.40	19.00	32.60	151.50	253.00	456.00
Flagstone	<i>CWFLAG</i>	11.40	19.00	32.60	151.50	253.00	456.00
Hearthstone	<i>CWHEAR</i>	11.20	18.65	32.00	149.00	249.00	448.00
Hickory	<i>CWHICK</i>	9.95	16.60	28.40	132.50	221.00	398.00
Kodiak	<i>CWKODI</i>	12.75	21.25	36.40	169.50	283.00	510.00
B-Mix 5	<i>WC401</i>	16.20	27.00	46.30	215.50	360.00	648.00
Calico	<i>WC871</i>	13.25	22.05	37.80	176.00	294.00	530.00

Clays may be combined for quantity pricing

WHITE STONEWARE Firing range Cone 6-10  Denotes Clays Manufactured by Mile Hi Ceramics Shrinkage & Absorption rates may vary	Oxidation Color	Reduction Color
B-Mix 10 <i>WC379</i> (Cone 8-10) A Smooth white stoneware, not recommended for hand building Texture-Smooth, Shrinkage-13% , Absorption 1.2%	White	Gray White
Danish White <i>WC841</i> (Cone 6-10) A good body for moderately small pieces, very strong and plastic. Texture-Smooth, Shrinkage-12% , Absorption 0.8%	White	Gray White
Danish Sand <i>WC842</i> (Cone 6-10) Danish White with sand for larger items Texture-Medium Coarse, Shrinkage-12% , Absorption 1%	White	Gray White
 Dover <i>CWDOVE</i> (Cone 6-10) An awesome high fire white stoneware This clay gives you the strength needed for sculpture and a nice smooth feel while throwing Texture-Medium Coarse, Shrinkage-12.5% , Absorption 0.25%	 White	 Gray White
 Dover Sand <i>CWDOVES</i> Beautiful Dover with sand for strength and texture Texture-Medium Coarse, Shrinkage-12.5% , Absorption 0.4 %	White	Gray White
Half & Half <i>WC382</i> (Cone 8-10) Texture-Med. Coarse, Shrink.-12.5% , Absorp. 1.7%	Lt. Buff	Orange/Brown
 Whitestone <i>CWWHIT</i> (Cone 8-10) A perfect blend of Dover and 4010. Whitestone - the best of both worlds. Texture-Medium Coarse, Shrinkage-13% , Absorption 0.6 %	 Gray White	 Spotted Lt Gray





























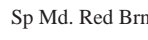
Pricing for WHITE STONEWARE - - Firing range Cone 6-10							
Name	Cat Ref	25 lb	50 lb	100 lb	500 lb	1000 lb	2000 lb
B-Mix 10	<i>WC379</i>	15.60	26.00	44.60	207.50	346.00	624.00
Danish White	<i>WC841</i>	15.75	26.25	45.00	209.50	350.00	630.00
Danish Sand	<i>WC842</i>	15.35	25.55	43.80	204.00	341.00	614.00
Dover	<i>CWDOVE</i>	11.00	18.35	31.40	146.50	244.00	440.00
Dover Sand	<i>CWDOVES</i>	10.95	18.25	31.30	145.50	243.00	438.00
Half & Half	<i>WC382</i>	15.20	25.30	43.40	202.00	337.00	608.00
Whitestone	<i>CWWHIT</i>	10.05	16.75	28.70	133.50	223.00	402.00

Clays may be combined for quantity pricing



Moist Clay

ALL COLORS ARE CLOSE REPRESENTATIONS

















STONEWARE High Fire Clays Firing range Cone 8-10 <small>Denotes Clays Manufactured by Mile Hi Ceramics Shrinkage & Absorption rates may vary</small>		Oxidation Color	Reduction Color
 48-S CW48S (Cone 8-10) This is an all-purpose clay, low in thermal expansion and ideal for hand modeling or wheel work Texture-Medium Coarse, Shrinkage-13% , Absorption @^6 1.2%			
 4010 CW4010 (Cone 8-10) has a great firing range, and is used often by schools for use with commercial low fire glazes. 4010 is a nice high fire throwing body Texture-Medium Coarse, Shrinkage-12.5% , Absorption 0.4 %			
Amador WC370 Cone 8-10 Texture-Med. Coarse, Shrinkage-12% , Absorption 1.3%			
 Biz Bod CWBIZB (Cone 8-10) A smooth, light firing stoneware body developed for salt firing with excellent strength and plasticity. Texture-Smooth, Shrinkage-13% , Absorption 0.25%  Biz Bod P'Clay CWBIZBPC Extend your working time by allowing your P'Clay pieces to dry, then re-wet and work again. Stronger green ware allows for large pieces & a lighter weight after firing. Take Biz Bod P'Clay beyond normal limits Tex.- Slightly Coarse, Shrink.-13% Absprb.- 1.9%			
 Bristlecone CWBRIST (Cone 8-10) Colorado's oldest Bristlecone pine tree is on Pikes Peak and is estimated to be over 2000 years old. This stoneware formula offers light to moderate iron spots in reduction firing that resembles the age of its name. An excellent wood-fire body. Texture-Medium Coarse, Shrinkage-12.5% , Absorption 0.2%			
 CN-1 CWCNI (Cone 8-10) Our most popular school stoneware. The slightly coarse texture makes this body suitable for small or large pieces and studio or school use Texture-slightly Coarse, Shrinkage-13% , Absorption 0.7%			
 Cedar CWCEDA (Cone 8-10) Cedar is dark reddish brown in reduction firing or cream colored in oxidation. It is smooth with excellent plasticity Texture-Smooth, Shrinkage-13% , Absorption 0.28%			
 Huckleberry CWHYCK (Cone 8-10) A medium gray firing stoneware formula that offers excellent versatility. Texture-Medium Coarse, Shrinkage-13% , Absorption 0.4 %			
 Mountain Stone CWMOUN (Cone 8-10) As the name implies this stoneware body produces moderate iron spots that can enhance many glazes. The strong look and texture radiates beauty unglazed. Mountain Stone is very plastic clay with good strength Texture-Medium Coarse, Shrinkage-12.5% , Absorption 0.26%			
Rod's Bod WC823 Cone 8-10 Texture-Med Coarse, Shrinkage-14% , Absorption 1.2%			

Pricing for Stoneware High Fire Clays Firing range Cone 6-10	Name	Cat Ref	25 lb	50 lb	100 lb	500 lb	1000 lb	2000 lb
	48-S	<i>CW48S</i>	13.60	22.65	38.80	181.00	302.00	544.00
	4010	<i>CW4010</i>	9.85	16.40	28.10	131.00	219.00	394.00
	Amador	<i>WC370</i>	12.85	21.40	36.70	171.00	285.00	514.00
	Biz Bod	<i>CWBIZB</i>	11.75	19.60	33.60	156.50	261.00	470.00
	Biz Bod P'Clay	<i>CWBIZBPC</i>	15.90	26.50	45.40	211.50	353.00	636.00
	Bristlecone	<i>CWBRIST</i>	10.20	17.00	29.10	135.50	226.00	408.00
	CN-1	<i>CWCNI</i>	10.45	17.40	29.80	139.00	232.00	418.00
	Cedar	<i>CWCEDA</i>	15.50	25.80	44.30	206.00	344.00	620.00
	Huckleberry	<i>CWHUCK</i>	9.85	16.40	28.10	131.00	219.00	394.00
	Mountain Stone	<i>CWMOUN</i>	11.15	18.60	31.80	148.50	248.00	446.00
	Rod's Bod	<i>WC823</i>	12.95	21.55	37.00	172.00	287.00	518.00
Soldate 60	<i>WC843</i>	12.95	21.55	37.00	172.00	287.00	518.00	










Moist Clay

ALL COLORS ARE CLOSE REPRESENTATIONS

Porcelain Clays Firing range Cone 5-7 & Cone 8-10  Denotes Clays Manufactured by Mile Hi Ceramics Shrinkage & Absorption rates may vary		Oxidation	Reduction
 Aspen Porcelain <i>CWASPE</i> (Cone 5-7) This fine, very translucent porcelain was developed as an alternative to Cone 10 firing porcelains. Aspen responds well to hand modeling or wheel work. Texture-Smooth, Shrinkage-15% , Absorption 0.28%		 White	 White
 P60S Porcelain <i>CWP60S</i> (Cone 8-10) is porcelain formulated for large handbuilt or wheel thrown pieces. It is very translucent, white porcelain Texture-Smooth, Shrinkage-15% , Absorption 0.22%		 White	 White
 Babu Porcelain <i>CWBABU</i> (Cone 8-10) is grogged porcelain with the qualities similar to white stoneware but is translucent Texture-Smooth, Shrinkage-15% , Absorption 0.20%		 Translucent White	 Translucent White
Coleman <i>COLEMAN</i> (Cone 8-10) is a porcelain body developed by Tom Coleman. Excellent glaze fit, translucent when thin and great for large pieces. Texture-Smooth, Shrinkage-15%		Translucent White	Translucent White
 Jiki Porcelain <i>CWJIKI</i> (Cone 8-10) means Fine Porcelain. This clay is the ultimate in translucent porcelain. Jiki our finest porcelain - fires translucent white. Texture-Smooth, Shrinkage-15% , Absorption 0.20%		 Translucent White	 Translucent White
 Zen Porcelain <i>CWZEN</i> (Cone 8-10) our most popular porcelain. Zen porcelain combines grogged and #6 tile clay. Zen is extremely plastic with strong characteristics and is beautifully translucent when thrown thin Text.-Smooth, Shrink-15% , Absorp 0.20%		 Translucent White	 Translucent White

	Name	Cat Ref	25 lb	50 lb	100 lb	500 lb	1000 lb	2000 lb
Pricing for Porcelain	Aspen Porcelain	<i>CWASPE</i>	22.15	36.90	63.30	294.50	492.00	886.00
	P60S Porcelain	<i>CWP60S</i>	18.30	30.50	52.30	243.50	406.00	732.00
	Babu Porcelain	<i>CWBABU</i>	19.35	32.25	55.30	257.50	430.00	774.00
	Coleman Porcelain	<i>COLEMAN</i>	27.50	45.80	78.50	366.00	611.00	1100.00
	Jiki Porcelain	<i>CWJIKI</i>	21.10	35.15	60.30	280.50	468.00	844.00
	Zen Porcelain	<i>CWZEN</i>	18.55	30.90	53.00	246.50	412.00	742.00

SCULPTURE, TILE AND MURAL Clays  Denotes Clays Manufactured by Mile Hi Ceramics Shrinkage & Absorption rates may vary		Oxidation	Reduction
 Slab & Sculpture <i>CWSLAB</i> (Cone 8-10) An incredibly strong clay, often referred to as the clay with the strength of iron. Very coarse, buff in oxidation, rust brown in reduction. Our best sculpture body. Tex.-Very Coarse, Shrink-10% , Absorp 2%		 Rust	 Speck Dk Red
 Quarry <i>CWQUAR</i> (Cone 06-2) An impressive, very coarse clay, great for press molds, sculpture work, or architectural Terra Cotta Texture-Very Coarse, Shrinkage-10%		 Off White	 Lt Gray Brown
Wed <i>EM217</i> (non fired) This clay has been specifically formulated to be smooth and slow drying for modeling. WED is commonly used by PV and Movie studios.DO NOT FIRE		Non-Fired	Non-Fired

Pricing for SCULPTURE, TILE AND MURAL Clays							
Name	Cat Ref	25 lb	50 lb	100 lb	500 lb	1000 lb	2000 lb
Slab & Sculpture	<i>CWSLAB</i>	10.70	17.85	30.60	142.50	238.00	428.00
Quarry	<i>CWQUAR</i>	10.30	17.15	29.40	137.00	229.00	412.00
Wed	<i>EM217</i>	14.35	23.90	41.00	191.00	319.00	574.00

